

MISSOURI FLAT VILLAGE

NWQ Highway 50 & Missouri Flat Road - Placerville, CA

A PROUD MEMBER OF
CHAINLINKS
RETAIL ADVISORS



Kevin Soares
Executive Vice President
CA DRE #01291491
ksoares@GallelliIRE.com

Jeff Hagan
Senior Vice President
CA DRE #01494218
jhagan@GallelliIRE.com

Matt Goldstein
Vice President
CA DRE #01886233
mgoldstein@GallelliIRE.com

Gallelli Real Estate
3005 Douglas Blvd., Suite 200
Roseville, CA 95661
P 916 772 1700
www.GallelliIRE.com
Gary B. Gallelli, Broker
CA DRE #00811881



Licensed as Real Estate Salespersons by the CA DRE. The information contained herein has been obtained from sources we deem reliable. While we have no reason to doubt its accuracy, we do not guarantee it. © Gallelli Real Estate. All Rights Reserved.



MISSOURI FLAT VILLAGE

PROPERTY HIGHLIGHTS & DEMOGRAPHICS


A PROUD MEMBER OF
CHAINLINKS
RETAIL ADVISORS

location: NWQ Highway 50 and Missouri Flat Road
Placerville, CA

anchor tenants: Safeway, TJ Maxx

shopping center GLA: ±119,928 Square Feet (GLA)

availability: ±1,000 & ±1,200 SF End Cap Space
±1,240 & ±1,035 SF Retail Space
±1.03 AC Pad Space for Sale
Up to ±5,800 SF Pad Space for Lease




2024 total population

3-mile	20,690
5-mile	33,279
10-mile	84,673



2024 daytime population

3-mile	27,769
5-mile	40,857
10-mile	88,496



2024 total employees

3-mile	15,117
5-mile	20,441
10-mile	34,895



2024 total households

3-mile	8,751
5-mile	13,895
10-mile	33,978



2024 average HH income

3-mile	\$116,928
5-mile	\$124,077
10-mile	\$144,547



traffic counts

Highway 50 (east of Missouri Flat Rd)	44,500
Missouri Flat Rd (south of Plaza Dr)	23,118

SAFEWAY
Ingredients for life.™

TJ·maxx®



xfinity



Great Clips®



Kevin Soares
Executive Vice President
CA DRE #01291491
ksoares@GallelliRE.com

Jeff Hagan
Senior Vice President
CA DRE #01494218
jhagan@GallelliRE.com

Matt Goldstein
Vice President
CA DRE #01886233
mgoldstein@GallelliRE.com

Gallelli Real Estate
3005 Douglas Blvd., Suite 200
Roseville, CA 95661
P 916 772 1700
www.GallelliRE.com
Gary B. Gallelli, Broker
CA DRE #00811881



MISSOURI FLAT VILLAGE

PROPERTY OVERVIEW

A PROUD MEMBER OF
CHAINLINKS
RETAIL ADVISORS

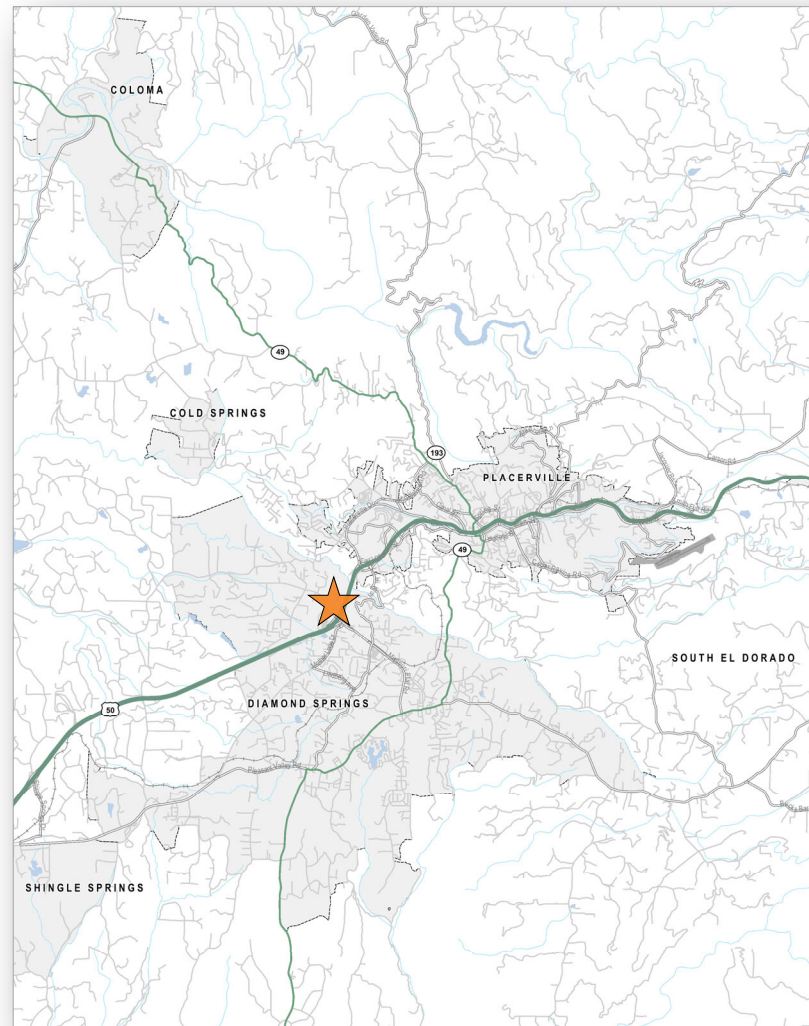
Missouri Flat Village benefits from excellent visibility and exposure to high traffic volume on US Highway 50 with $\pm 44,500$ cars per day and Missouri Flat Road with $\pm 23,118$ cars per day.

This $\pm 119,928$ square foot shopping center is anchored by Safeway and TJ Maxx and contains approximately $\pm 35,264$ square feet of high visibility shops and pad space.

The center has a strong list of co-tenants which are Pacific Dental, Starbucks, Jamba Juice, AAA, Round Table Pizza, and Chipotle.

The City of Placerville is the County Seat of El Dorado County and boasts a strong tourism trade.

Placerville is the commercial hub centered among several small tourist communities such as Camino, Apple Hill and Coloma and is the “last stop” of major commercial retail along US Highway 50 for eastbound travelers going to Lake Tahoe and the Sierra Nevada foothills.



Kevin Soares
Executive Vice President
CA DRE #01291491
ksoares@GallelliRE.com

Jeff Hagan
Senior Vice President
CA DRE #01494218
jhagan@GallelliRE.com

Matt Goldstein
Vice President
CA DRE #01886233
mgoldstein@GallelliRE.com

Gallelli Real Estate
3005 Douglas Blvd., Suite 200
Roseville, CA 95661
P 916 772 1700
www.GallelliRE.com
Gary B. Gallelli, Broker
CA DRE #00811881



MISSOURI FLAT VILLAGE

NWQ Missouri Flat Road & Highway 50 - Placerville, CA

A proud member of
CHAINLINKS
RETAIL ADVISORS

SITE PLAN



SUITE	TENANT	SQ. FT.
Major A	Safeway	56,609
Major B	TJ Maxx	28,054
F-100	AVAILABLE	1,000
F-120	AAA	3,000
G-1	Jamba Juice	1,600
G-2	Verizon 4G Wireless	1,714
G-3	Fresh Cleaners	1,000
G-4	AVAILABLE	1,240
G-5	Star Nails	1,000
G-6	Great Clips	1,000
G-7	Chipotle	2,000
D-1	Starbucks	1,500
D-2	Pacific Dental Services	3,500
E-1	AVAILABLE	1,200
E-2	AVAILABLE	1,035
E-4	Round Table Pizza	4,265
Pad H	Safeway Gas	450
I-1	Sally Beauty	1,375
I-3-1	Xfinity	1,306
I-3	Sourdough & Co.	1,320
Pad C	AVAILABLE - SALE OR LEASE	Up to 5,800

For leasing information,
please contact:

Kevin Soares
CA DRE #01291491
ksoares@GallelliRE.com

Jeff Hagan
CA DRE #01494218
jhagan@GallelliRE.com

Matt Goldstein
CA DRE #01886233
mgoldstein@GallelliRE.com

Gallelli Real Estate
3005 Douglas Blvd., Suite 200
Roseville, CA 95661
P 916 772 1700
www.GallelliRE.com
Gary B. Gallelli, Broker
CA DRE #00811881



MISSOURI FLAT VILLAGE

INTERSECTION AERIAL

A PROUD MEMBER OF
CHAINLINKS
RETAIL ADVISORS



Kevin Soares
Executive Vice President
CA DRE #01291491
ksoares@GallelliIRE.com

Jeff Hagan
Senior Vice President
CA DRE #01494218
jhagan@GallelliIRE.com

Matt Goldstein
Vice President
CA DRE #01886233
mgoldstein@GallelliIRE.com

Gallelli Real Estate
3005 Douglas Blvd., Suite 200
Roseville, CA 95661
P 916 772 1700
www.GallelliIRE.com
Gary B. Gallelli, Broker
CA DRE #00811881



Licensed as Real Estate Salespersons by the CA DRE. The information contained herein has been obtained from sources we deem reliable. While we have no reason to doubt its accuracy, we do not guarantee it. © Gallelli Real Estate. All Rights Reserved.



A PROUD MEMBER OF
CHAINLINKS
RETAIL ADVISORS



GALLELLI
REAL ESTATE

Gallelli Real Estate
3005 Douglas Blvd., Suite 200
Roseville, CA 95661
P 916 772 1700
www.GallelliRE.com
Gary B. Gallelli, Broker

Licensed as Real Estate Salespersons by the CA DRE. The information contained herein has been obtained from sources we deem reliable. While we have no reason to doubt its accuracy, we do not guarantee it. © Gallelli Real Estate. All Rights Reserved.